

Ace

WALLSAVER RECLINER

Effective: March 1, 2025

T R I N I T Y

Date:

Page:

Modification:

Description:

DESCRIPTION:

- Upholstery Frames: Steel, Plywood & Hardwood
- Removable Seat: High Density Polyurethane Foam Over Sheet Webbing
- Back: High Density Polyurethane Foam Over Contoured Curved Plywood Back
- Upholstered Covers On Seat & Back: Attached w/ Velcro / Removable For Maintenance
- Antimicrobial Moisture Barrier Fully Encapsulates All Foam Areas On Seat & Back
- Manual Side Lever Footrest Control
- Double Needle Stitching Standard
- Leather Upholstery Available
- 10 Year Warranty

OPTIONS:

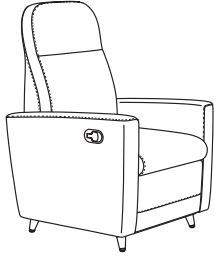
- SSAC Solid Surface Arm Caps (Set Of 2) \$732
 - PAC Polyester Arm Caps (Set Of 2) \$305
 - USB-1 Dual Charging USB \$238
 - PDM Power/Data Module \$859
 - HM Heat & Massage (Back Only) \$1403
 - H Heat \$1023
 - NRS Non-Removable Seat \$50
- Feather Down & Polyester Pillows Available (See Page 5)
Specify Exposed Wood Finish (See Page 6)

WALLSAVER

ITEM #:

SPECIFICATIONS | GRADES | LIST PRICES:

WALLSAVER RECLINER / TAPERED WOODEN LEGS / FULLY UPHOLSTERED



Healthcare Motion

Overall: 29"w 33"d 46.5"h **Arm:** 27"h **COM:** 5.5 yds.
Seat: 21"w 21.5"d 19.5"h **Weight:** 120 lbs. **COL:** 99 sq.ft.

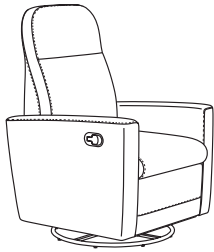
COM	COL	1	2	3	4	5	6	7	8	9	10	L1	L2
-----	-----	---	---	---	---	---	---	---	---	---	----	----	----

2308	2539	2442	2571	2701	2831	2960	3090	3219	3349	3479	3608	3764	4231
------	------	------	------	------	------	------	------	------	------	------	------	------	------

Tight Seat & Back / Removable Seat & Back Upholstery / 7" Wall Proximity / 350 lb. Weight Capacity

1055-A

WALLSAVER RECLINER / 360° SWIVEL BASE / FULLY UPHOLSTERED



Healthcare Motion

Overall: 29"w 33"d 46.5"h **Arm:** 27"h **COM:** 5.5 yds.
Seat: 21"w 21.5"d 18"h **Weight:** 120 lbs. **COL:** 99 sq.ft.

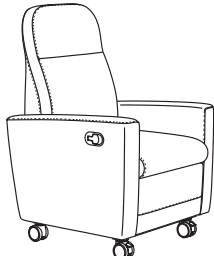
COM	COL	1	2	3	4	5	6	7	8	9	10	L1	L2
-----	-----	---	---	---	---	---	---	---	---	---	----	----	----

2371	2608	2501	2631	2760	2890	3020	3149	3279	3409	3538	3668	3824	4290
------	------	------	------	------	------	------	------	------	------	------	------	------	------

Tight Seat & Back / Removable Seat & Back Upholstery / 7" Wall Proximity / 350 lb. Weight Capacity

1055-B

WALLSAVER RECLINER / CASTERS / FULLY UPHOLSTERED



Healthcare Motion

Overall: 29"w 33"d 46.5"h **Arm:** 27"h **COM:** 5.5 yds.
Seat: 21"w 21.5"d 19.5"h **Weight:** 120 lbs. **COL:** 99 sq.ft.

COM	COL	1	2	3	4	5	6	7	8	9	10	L1	L2
-----	-----	---	---	---	---	---	---	---	---	---	----	----	----

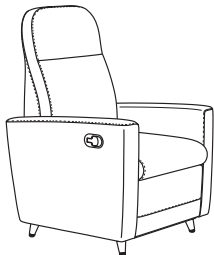
2272	2499	2407	2537	2666	2796	2925	3055	3185	3314	3444	3573	3730	4196
------	------	------	------	------	------	------	------	------	------	------	------	------	------

Tight Seat & Back / Removable Seat & Back Upholstery / 7" Wall Proximity / 350 lb. Weight Capacity

1055-C

Swivel & Locking Casters (Front)
Non-Swivel & Non-Locking Casters (Rear)

WALLSAVER RECLINER / TAPERED BRUSHED ALUMINUM LEGS / FULLY UPHOLSTERED



Healthcare Motion

Overall: 29"w 33"d 46.5"h **Arm:** 27"h **COM:** 5.5 yds.
Seat: 21"w 21.5"d 19.5"h **Weight:** 120 lbs. **COL:** 99 sq.ft.

COM	COL	1	2	3	4	5	6	7	8	9	10	L1	L2
-----	-----	---	---	---	---	---	---	---	---	---	----	----	----

2446	2691	2572	2701	2831	2961	3090	3220	3350	3479	3609	3738	3895	4361
------	------	------	------	------	------	------	------	------	------	------	------	------	------

Tight Seat & Back / Removable Seat & Back Upholstery / 7" Wall Proximity / 350 lb. Weight Capacity

1055-D

DESCRIPTION:

- Upholstery Frames: Steel, Plywood & Hardwood
- Removable Seat: High Density Polyurethane Foam Over Sheet Webbing
- Back: High Density Polyurethane Foam Over Contoured Curved Plywood Back
- Upholstered Covers On Seat & Back: Attached w/ Velcro / Removable For Maintenance
- Antimicrobial Moisture Barrier Fully Encapsulates All Foam Areas On Seat & Back
- Three Position Recline (Weight Activated)
- Double Needle Stitching Standard
- Leather Upholstery Available
- 10 Year Warranty

OPTIONS:

- SSAC Solid Surface Arm Caps (Set Of 2)\$732
 - PAC Polyester Arm Caps (Set Of 2)\$305
 - USB-1 Dual Charging USB\$238
 - PDM Power/Data Module\$859
 - HM Heat & Massage (Back Only)\$1403
 - H Heat\$1023
 - NRS Non-Removable Seat\$50
- Feather Down & Polyester Pillows Available (See Page 5)
Specify Exposed Wood Finish (See Page 6)


THREE POSITION RECLINE

ITEM #:

SPECIFICATIONS | GRADES | LIST PRICES:

THREE POSITION RECLINER / TAPERED WOODEN LEGS / FULLY UPHOLSTERED

Overall: 29"w 33"d 46.5"h **Arm:** 27"h **COM:** 7.5 yds.
Seat: 21"w 21.5"d 19.5"h **Weight:** 120 lbs. **COL:** 135 sq.ft.



1056-A

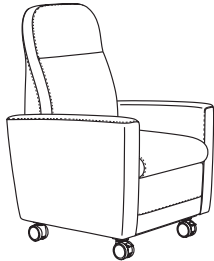
COM	COL	1	2	3	4	5	6	7	8	9	10	L1	L2
2465	2712	2688	2868	3049	3229	3409	3589	3769	3949	4129	4309	4506	5154

Tight Seat & Back / Removable Seat & Back Upholstery / Three Position Mechanism / 600 lb. Weight Capacity

Healthcare Motion

THREE POSITION RECLINER / CASTERS / FULLY UPHOLSTERED

Overall: 29"w 33"d 46.5"h **Arm:** 27"h **COM:** 7.5 yds.
Seat: 21"w 21.5"d 19.5"h **Weight:** 120 lbs. **COL:** 135 sq.ft.



1056-C

COM	COL	1	2	3	4	5	6	7	8	9	10	L1	L2
2491	2740	2712	2892	3073	3253	3433	3613	3793	3973	4153	4333	4530	5178


Tight Seat & Back / Removable Seat & Back Upholstery / Three Position Mechanism / 600 lb. Weight Capacity

Healthcare Motion

Swivel & Locking Casters (Front)
Non-Swivel & Non-Locking Casters (Rear)

THREE POSITION RECLINER / TAPERED BRUSHED ALUMINUM LEGS / FULLY UPHOLSTERED

Overall: 29"w 33"d 46.5"h **Arm:** 27"h **COM:** 7.5 yds.
Seat: 21"w 21.5"d 19.5"h **Weight:** 120 lbs. **COL:** 135 sq.ft.



1056-D

COM	COL	1	2	3	4	5	6	7	8	9	10	L1	L2
2694	2964	2904	3085	3265	3445	3625	3805	3985	4165	4345	4525	4722	5370

Tight Seat & Back / Removable Seat & Back Upholstery / Three Position Mechanism / 600 lb. Weight Capacity

Healthcare Motion

ARM CAPS / POWER / COVERS	OPTION #:	SPECIFICATIONS LIST PRICES AVAILABILITY:																											
<p>ARM CAPS</p> 	<p>Overall: 2.5"w 28"d .25"h</p> <p>SSAC \$732 (Set Of 2) Solid Surface <i>Glacier White Arm Cap (Additional Colors Available)</i></p> <p>PAC \$305 (Set Of 2) Polyester <i>Black Polyester Arm Cap (Additional Colors Available)</i></p> <p>VAC (Set Of 2) Vinyl Wrapped (<i>Specify Upholstery</i>) <i>COM: .5 yds. / COL: 9 sq.ft.</i></p> <table border="1"> <thead> <tr> <th>COM</th> <th>COL</th> <th>1</th> <th>2</th> <th>3</th> <th>4</th> <th>5</th> <th>6</th> <th>7</th> <th>8</th> <th>9</th> <th>10</th> <th>L1</th> <th>L2</th> </tr> </thead> <tbody> <tr> <td>325</td> <td>357</td> <td>329</td> <td>341</td> <td>352</td> <td>363</td> <td>374</td> <td>386</td> <td>397</td> <td>408</td> <td>419</td> <td>431</td> <td>438</td> <td>479</td> </tr> </tbody> </table> <p>Available: Ace Collection</p>	COM	COL	1	2	3	4	5	6	7	8	9	10	L1	L2	325	357	329	341	352	363	374	386	397	408	419	431	438	479
COM	COL	1	2	3	4	5	6	7	8	9	10	L1	L2																
325	357	329	341	352	363	374	386	397	408	419	431	438	479																
<p>POWER / DATA MODULE</p>  <p>PM1 Power / Data Module</p>  <p>PM2 Power Module</p>  <p>USB-1 Dual Charging USB</p>	<p>PM1 Overall: 5.25"w 1.25"d 4.25"h PM2 Overall: 2"w 2"d .125"h USB-1 Overall: 2"w 2"d .125"h</p> <p>PM1 \$859 Power/Data Module (1-Power / 1-USB 2 Port Simplex Charger Standard) <i>Vertical / Horizontal Mount Power Module. Price Varies By Socket. Contact Customer Service For Quote. (Additional Colors Available)</i></p> <p>PM2 \$238 Power Module (1-Power) <i>Spill-Proof Technology / Multiple Finish Options / Storm Color Standard (Specify Left or Right Facing)</i></p> <p>USB-1 \$238 Dual Charging USB (2 Port Simplex Charger Standard) <i>Spill-Proof Technology / 2 Amps Per Port / Multiple Finish Options / Storm Color Standard (Specify Left or Right Facing)</i></p> <p>Available: Ace Collection</p>																												
<p>HEAT & MASSAGE</p>   <p>HM Heat & Massage (All Recliner Models)</p> <p>H Heat (All Recliner Models)</p>	<p>Overall: 2.5"w .25"d 1.75"h</p> <p>HM \$1403 Heat & Massage <i>Add Heat & Massage To Any Wallsaver, Layflat, Or Standup Electric Recliner - Surface Mounts On Inside Arm (Specify Left Or Right Facing)</i></p> <p>H \$1023 Heat <i>Add Heat Only To Any Wallsaver, Layflat, Or Standup Electric Recliner - Surface Mounts On Inside Arm (Specify Left Or Right Facing)</i></p> <p>Available: Ace Collection</p>																												
<p>Non-Removable Seat</p> 	<p>Seat: 21"w 21.5"d 4"h</p> <p>NRS \$50 Non-Removable Seat</p> <p>Available: Ace Collection</p>																												
<p>CONTRASTING COVERS</p> 	<p>Overall: N/A</p> <p>CC \$129 <i>NOTE: If Two Or More Upholsteries Or Leathers Are Used On Any Piece Of Furniture, Then A Contrast Charge Will Apply Per Order. When Using Trinity Upholstery, The Higher Priced Upholstery Grade Will Be Used In Pricing, Unless It's Trinity Leather With Fabric Contrast Welt, Or COM With Trinity Contrast Welt, Then Contact Customer Service For Pricing.</i></p> <p>Available: Ace Collection</p>																												